



# BTV502

MEDIUM FLAT SCREEN WALL MOUNT  
WITH TILT AND SWIVEL

## INSTALLATION GUIDE & PARTS LIST

This Pack Contains 1 Mount

Ventry™  
range



- Wall mount designed for screens up to 42" (107cm) / 25kg (55lbs)
- Features 180° swivel and  $\pm 15^\circ$  tilt
- 360° rotation for easy screen levelling
- Mounts screen 105mm from wall
- Quick and simple installation
- Integrated spirit level and cable management
- All necessary fixings and mounting hardware included
- Mounts VESA® patterns: 200mm x 200mm, 200mm x 100mm, 100mm x 100mm and 75mm x 75mm

Crosshead  
screwdriver



Drill



Pencil



8mm (5/16") masonry bit  
or 3mm (1/8") wood bit



Stud finder  
(optional)



### B-TECH AUDIO VIDEO MOUNTS

**HEAD OFFICE**  
Bennett House, Long March, Daventry, Northants., NN11 4NR, UK  
Email: [info@btechavmounts.co.uk](mailto:info@btechavmounts.co.uk)

#### EUROPE

**GERMANY**  
Dyotzer Weg 26A, 14612 Falkensee,  
Berlin, Germany  
Email: [info@btechdeutschland.de](mailto:info@btechdeutschland.de)

**NORTH AMERICA**  
203 Eggert Road,  
Buffalo, NY 14215, USA  
Email: [info@btechavmounts.com](mailto:info@btechavmounts.com)

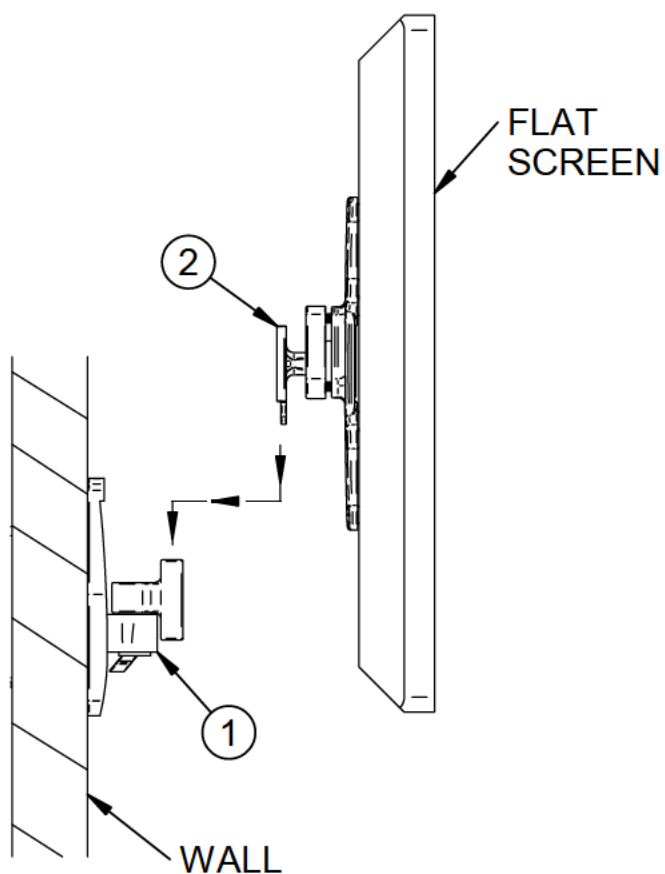
**SINGAPORE**  
Ruby Industrial Complex,  
Singapore 347740  
Email: [info@btechavmounts.com.sg](mailto:info@btechavmounts.com.sg)

**ASIA PACIFIC**  
Unit 1109 Prosper ty Millennia Plaza,  
Quarry Bay, Hong Kong  
Email: [info@btechavmounts.com.hk](mailto:info@btechavmounts.com.hk)

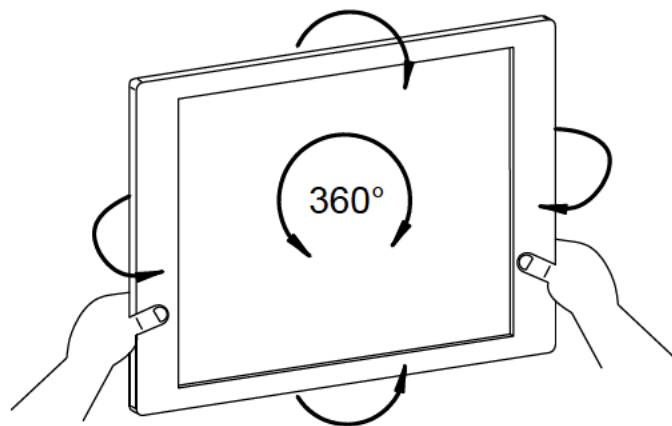
IP-BTV502-V1-VT1BX-021211-32 MADE IN CHINA



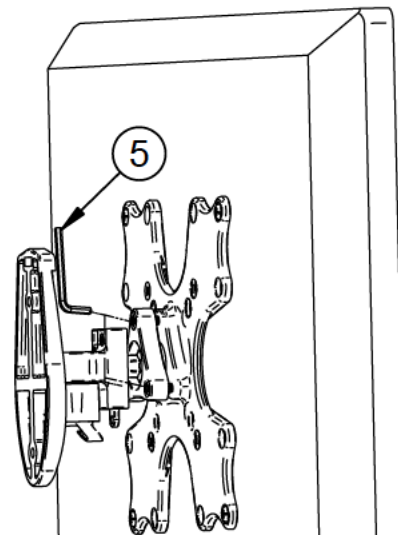
### 3. Hook interface onto wall plate.



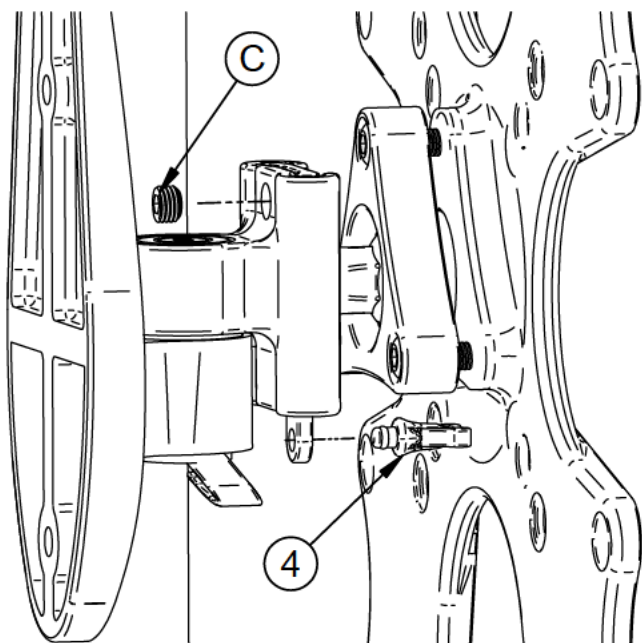
### 4. Adjust tilt angle / rotate screen.



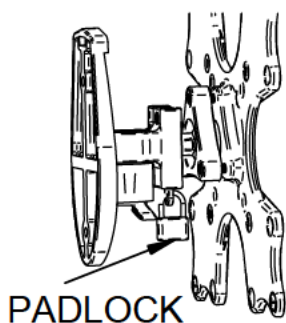
**Optional:**  
Tilt / rotation  
stiffness can be  
adjusted



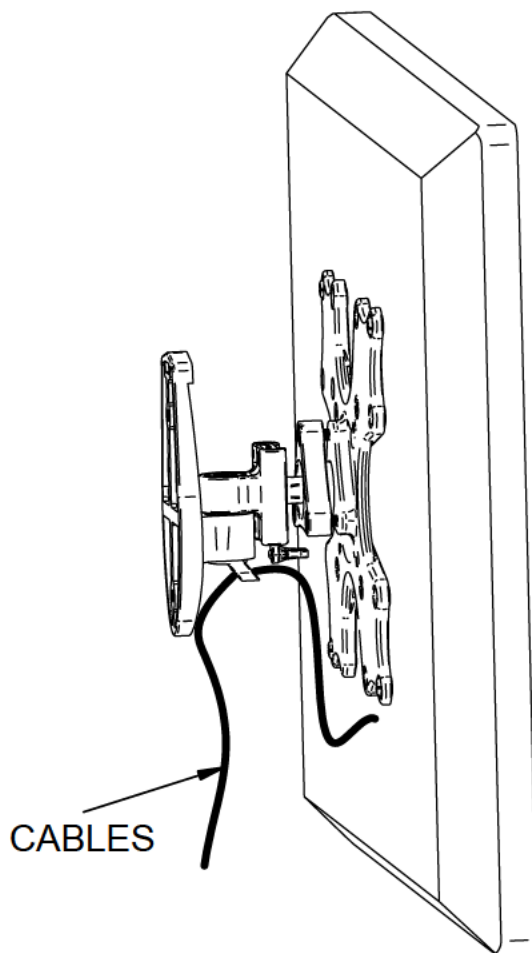
### 5. Secure the mount.

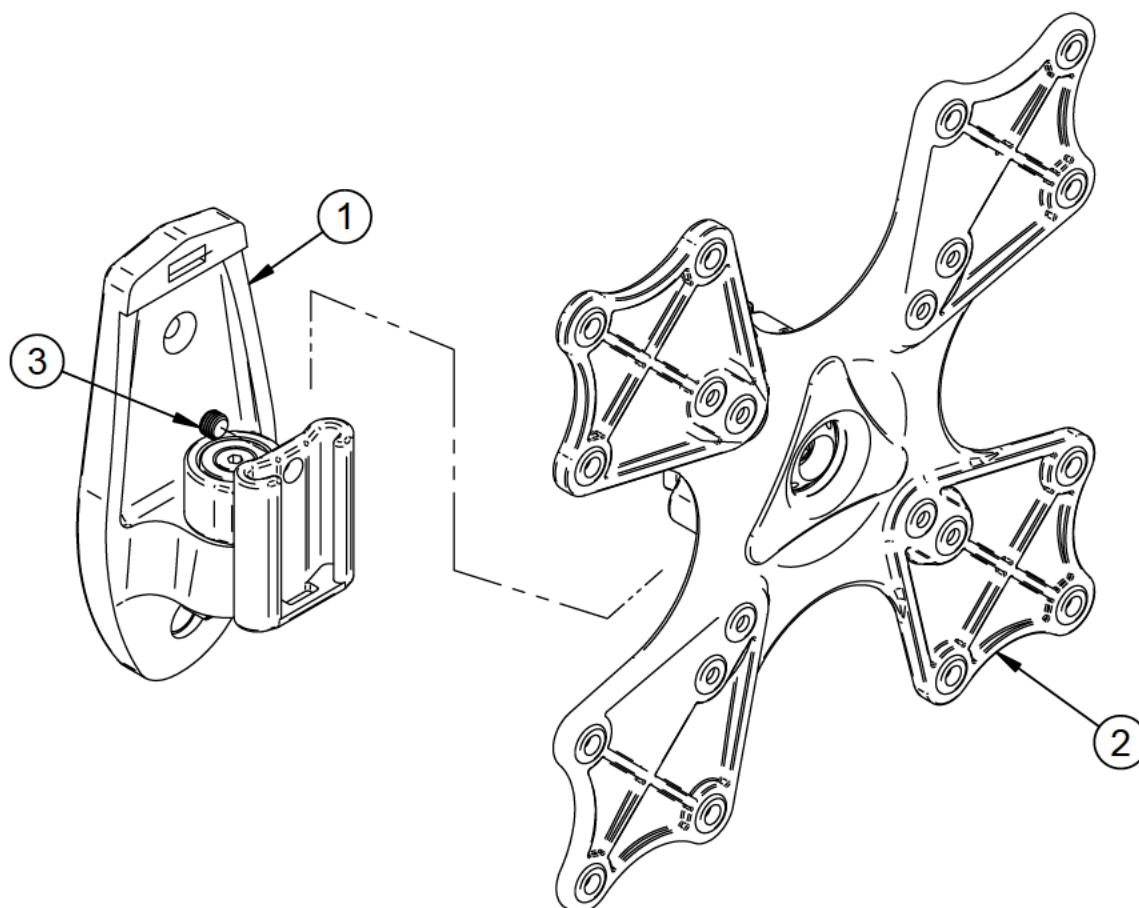


**Optional:**  
Secure with  
padlock (not  
supplied)

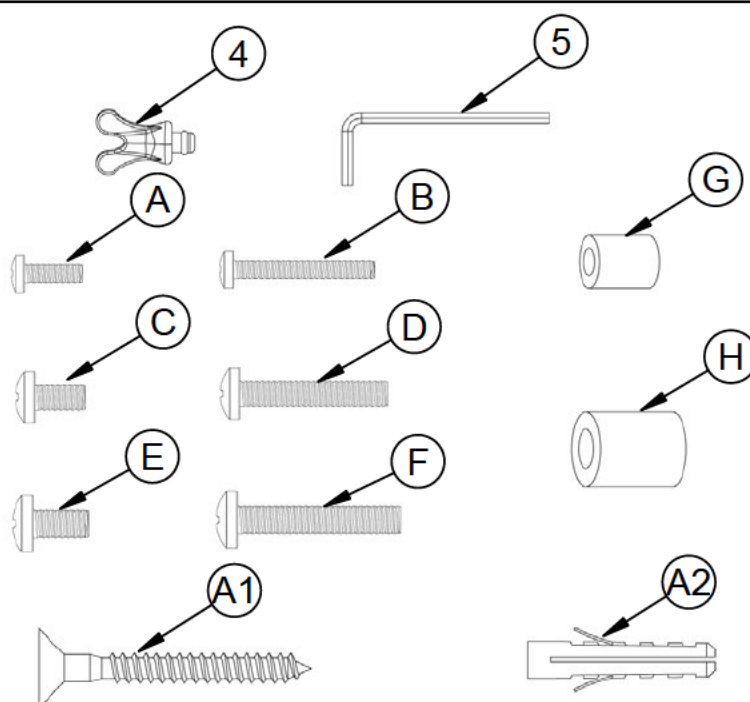


### 6. Cable management.





REF	PART NAME	QTY
1	WALL PLATE	1
2	INTERFACE	1
3	GRUB SCREW	1
4	PLASTIC STOPPER	1
5	HEX KEY	1
INTERFACE KIT		
A	M4 x 12mm SCREW	4
B	M4 x 30mm SCREW	4
C	M5 x 12mm SCREW	4
D	M5 x 35mm SCREW	4
E	M6 x 12mm SCREW	4
F	M6 x 35mm SCREW	4
G	SMALL SPACER (FOR PART B)	4
H	LARGE SPACER (FOR PART D, F)	4
FIXING KIT		
A1	WOOD SCREW	2
A2	WALL PLUG (FOR PART A1)	2



Suitable for loads up to 25Kg (55lbs)