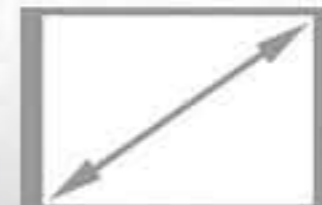
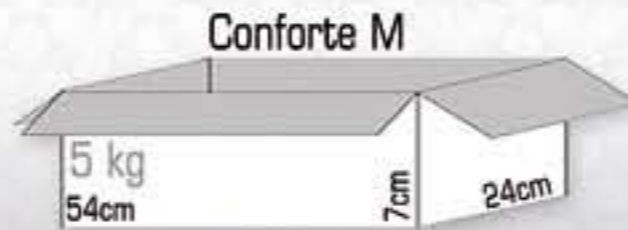
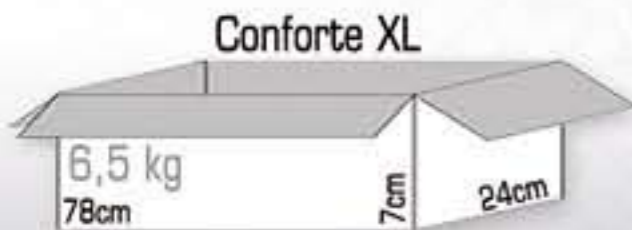
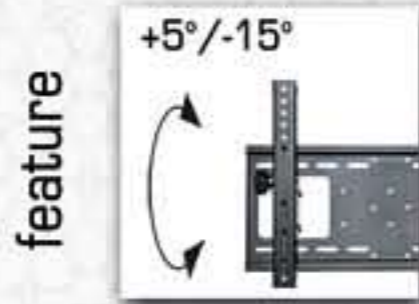



Conforte

m/xl



Conforte XL : 32" - 50"
Vesa max 720 x 420

Conforte M : 27" - 37"
Vesa max 470 x 320


Haupteigenschaften Modellreihe: *Conforte*



Universal -
halterung.

Flur
aufsen
shiba sony,
amsung phili
anasonic JVC
Loewe Mer
LG

Neige -
verstellung



Abschliess-
option des TV.



inkl. Schrauben und
Montagezubehör

